



Model 034M51/010

4-conductor, shielded, FEP cable, 10-ft, 4-socket plug to 4-socket plug, low outgassing

Installation and Operating Manual

**For assistance with the operation of this product,
contact the PCB Piezotronics, Inc.**

Toll-free: 716-684-0001

24-hour SensorLine: 716-684-0001

Fax: 716-684-0987

E-mail: info@pcb.com

Web: www.pcb.com

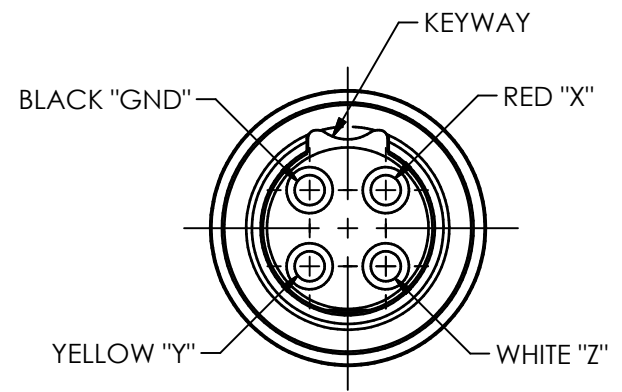


PCB Piezotronics Inc. claims proprietary rights in the information disclosed hereon. Neither it nor any reproduction thereof will be disclosed to others without the written consent of PCB Piezotronics Inc.

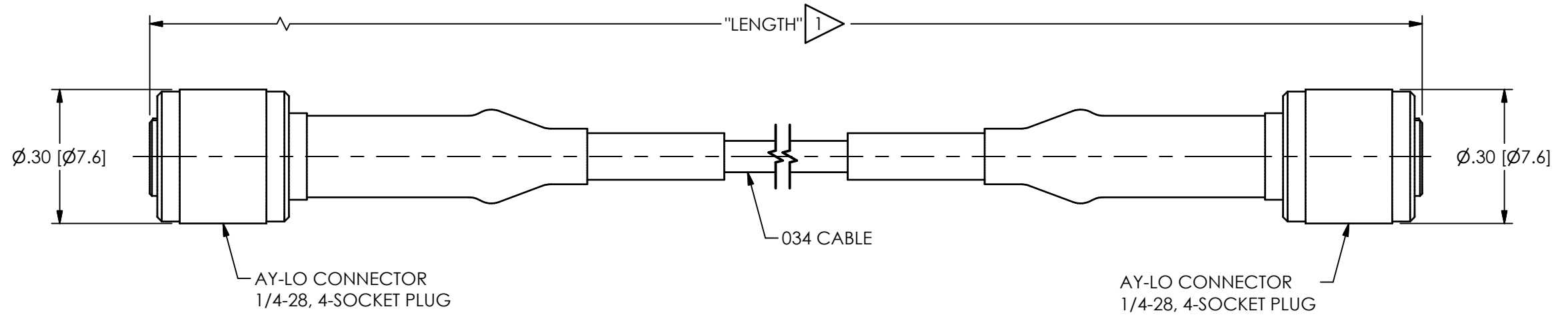
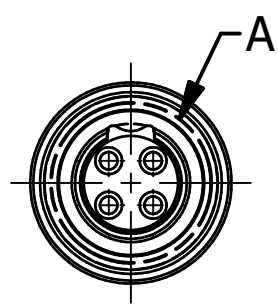
78656

RoHS CONTROLLED
ITEM MUST COMPLY WITH THE LATEST RoHS DIRECTIVE

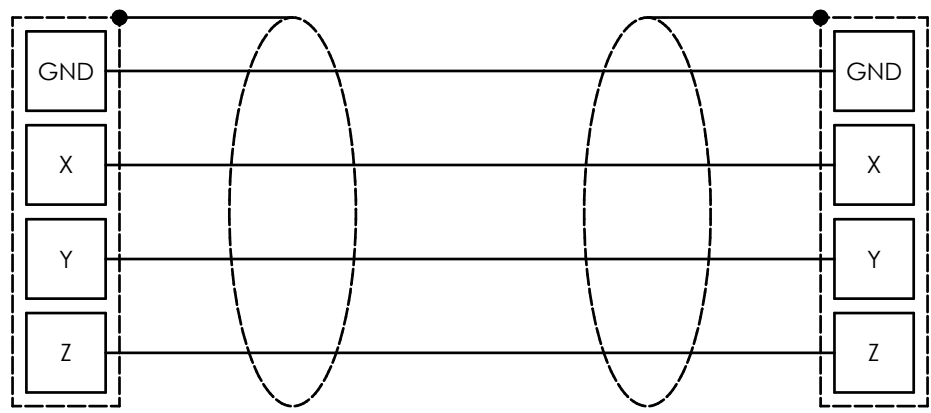
REVISIONS		
REV	DESCRIPTION	DIN
NR	RELEASED TO DRAFTING	54462



2X DETAIL A
SCALE 6X



SCHMATIC DIAGRAM



1 034M51 IS 40FT [12 m], 034M51/XXX MODELS WILL VARY IN FEET OR METERS DEPENDING ON THE MODEL

UNLESS OTHERWISE SPECIFIED TOLERANCES ARE:				DRAWN		CHECKED		ENGINEER	
DIMENSIONS IN INCHES		DIMENSIONS IN MILLIMETERS [IN BRACKETS]		JJF	12/7/23	JJF	12/7/23	BAM	12/7/23
DECIMALS XX ±.03	DECIMALS X ±0.8	DECIMALS XXX ±.010	DECIMALS XX ±0.25	TITLE OUTLINE DRAWING 034M51 SERIES					
ANGLES ± 2 DEGREES	ANGLES ± 2 DEGREES	CABLE TOLERANCES IN ENGLISH							
CABLE TOLERANCES IN ENGLISH		CABLE TOLERANCES IN METRIC		CODE IDENT. NO. 52681					
1" ≤ LENGTH < 1' = +1" / - 0	2.54cm ≤ LENGTH < 30.5cm = +2.54cm / - 0	1' ≤ LENGTH < 5' = +2" / - 0	30.5cm ≤ LENGTH < 1.5m = +5.1cm / - 0	SHEET B					
5' ≤ LENGTH < 100' = +6" / - 0	1.5m ≤ LENGTH < 30.5m = +15.2cm / - 0	100' ≤ LENGTH = +1' / - 0	30.5m ≤ LENGTH = +30.5cm / - 0	DWG. NO. 78656					
FILLETS AND RADII .003 - .005		FILLETS AND RADII 0.07 - 0.13		SCALE: 4X SHEET 1 OF 1					

PCB PIEZOTRONICS
AN AMPHENOL COMPANY

3425 WALDEN AVE. DEPEW, NY 14043
(716) 684-0001 E-MAIL: sales@pcb.com