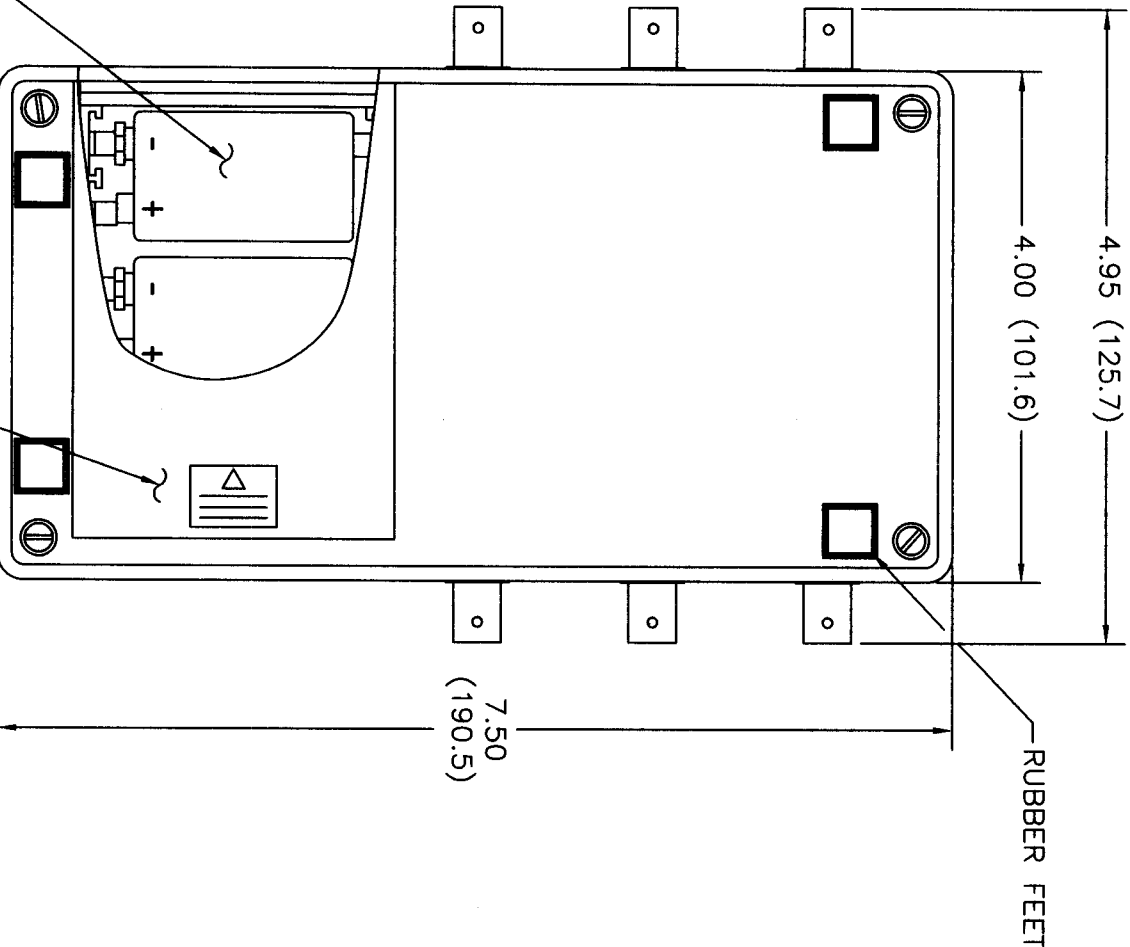
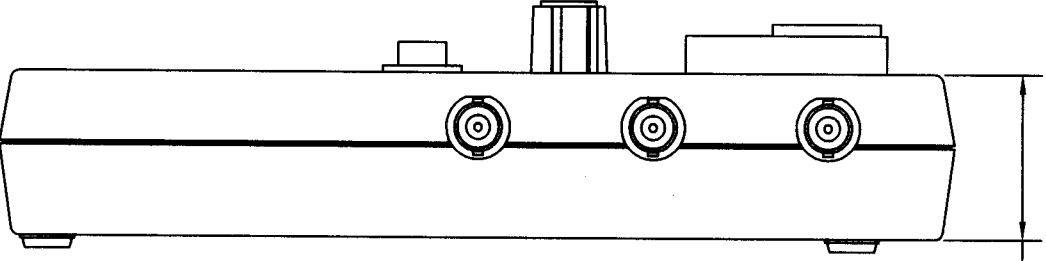
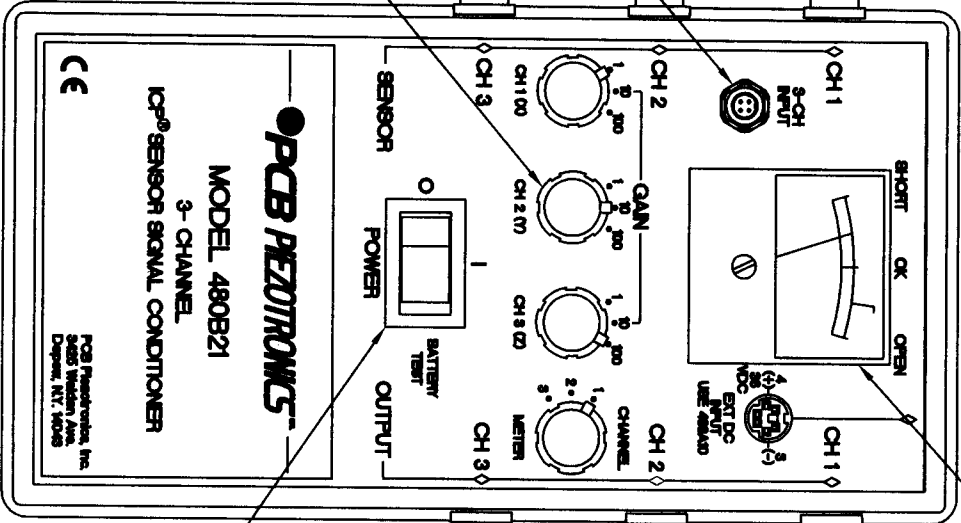
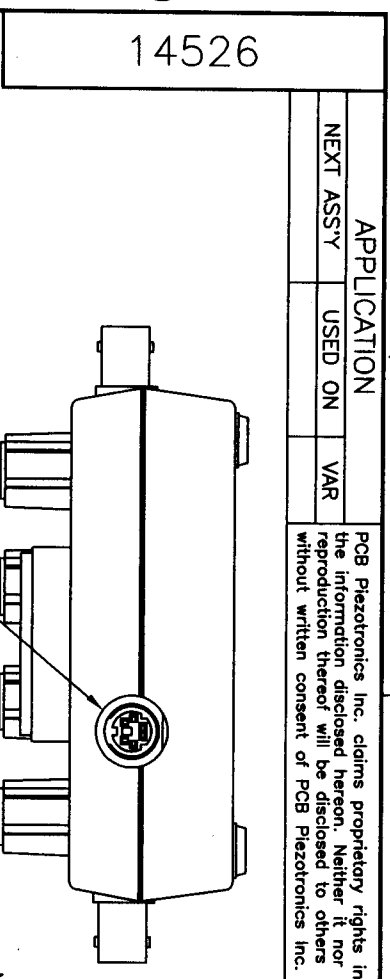


APPLICATION			
NEXT ASS'Y	USED ON	VAR	
PCB Piezotronics Inc. claims proprietary rights in the information disclosed hereon. Neither it nor any reproduction thereof will be disclosed to others without written consent of PCB Piezotronics Inc.			

REVISIONS					
ZONE	REV	DESCRIPTION	ECN	DATE	APP'D



UNLESS SPECIFIED TOLERANCES

DIMENSIONS IN INCHES	DIMENSIONS IN MILLIMETERS (IN PARENTHESES)
DECIMALS XX ±.01	DECIMALS XX ±0.3
XXX ±.005	XXX ±0.13
ANGLES ±2 DEGREES	ANGLES ±2 DEGREES
FILETS AND RADI .003 - .005	FILETS AND RADI (0.07 - 0.13)

DRAWN	10/11/00	16	001	MFG	10/16/00	3425 WALDEN AVE. DEPEN, NY 14043 (716) 684-0001 EMAIL: SALES@PCB.COM
CHK'D	10/11/00	ENGR	10/16/00	EST	10/16/00	
APP'D	10/16/00	152	10/16/00			
TITLE: OUTLINE DRAWING MODEL: 480B21 ICP SENSOR SIGNAL CONDITIONER						
DD012 REV. B 03/13/98			SCALE: 1=1.5		SHEET 1 OF 1	

