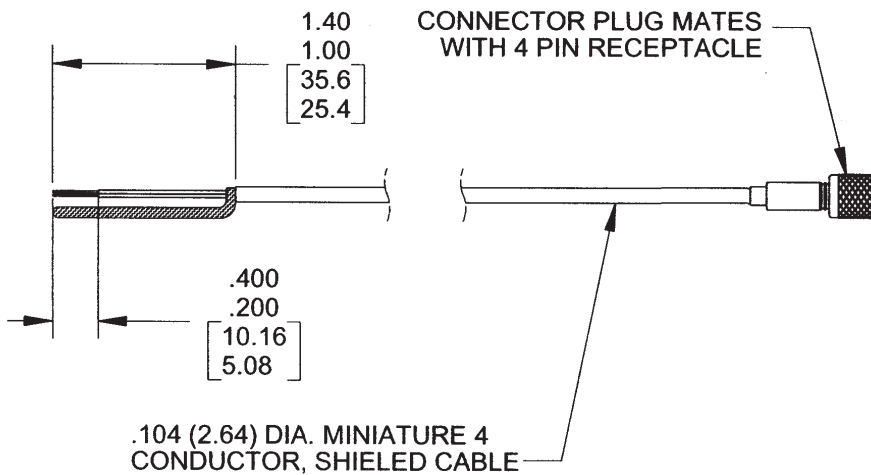



Sensor cable assembly

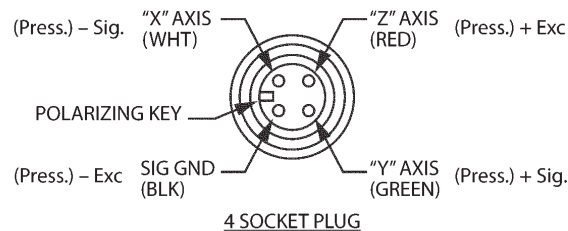
Model 3027A



Key features

- Designed for the shock and vibration environment
- Terminated in pigtails
- Lightweight and rugged

STANDARD TOLERANCE	
INCHES	(MILLIMETERS)
.XX = ± .03	(.X = ± .8)
.XXX = ± .010	(.XX = ± .25)



The 3027A cable assembly is designed for use with Endevco brand low-impedance triaxial accelerometers, Model 771 variable capacitance accelerometers and integral connector (M37) versions of 8500 series pressure transducers. One end of the assembly features a mating 4-pin plug. The other end of the cable is terminated in tinned pigtails allowing the users to add a connector of their choice. The silicone jacket provides optimal flexibility and is water resistant. The shield is soldered to the connector's body

Sensor cable assembly

Model 3027A

Specifications

All values taken at room temperature, approximately 75°F [24°C].

	Units	3027A
Connector		
Connector 1 (accelerometer end)		¼-28 NF, 4-pin plug
Dielectric material		Teflon
Connector material		Gold plated brass
Strain relief material		Silicone rubber
Torque	in-lb (Nm)	5 (0.6)
Weight	gms	2.2
Lock wire holes		No
Connector 2 (instrumentation end)		Tinned pigtailed
Cable		
Color (3)		White
Outer jacket material		Silicone rubber
Signal wire material		Silver plated copper
Signal wire size	AWG	32
Signal wire insulation material		PFA Teflon
Cable type		4-conductor, shielded
Diameter	in (mm)	0.104 [2.64]
Shield material		Tin plated copper
Wire type		Stranded
Weight, cable only	gms/ft	4.5
Bend radius	in (mm)	0.5 [12.7]
Environmental		
Minimum temperature	°F [°C]	-148 [-100]
Maximum temperature	°F [°C]	257 [125]
Sinusoidal vibration	g peak	MIL-STD-202A, Method 204, Test Condition B
Shock	g peak	MIL-STD-202, Method 202
Electrical		
Capacitance, conductor to conductor	pF/ft	16
Capacitance, conductor to shield	pF/ft	27
Insulation resistance (1)	GΩ	1.0, minimum at 100V
Raw cable part number		24328-3

Sensor cable assembly

Model 3027A

Length tolerance tabulation

Length inches (millimeters)	Tolerance inches (millimeters)
Up to 12 (304.8)	+ 1.0 (25.4)
>12 (304.8) to 36 (914.4)	+2.0 (50.8)
>36 (914.4) to 120 (3.05 meters)	+4.0 (101.6)
>120 (3.05 meters)	+4.0 (101.6) per 120 or portion thereof

Notes

1. Parameter is 100% tested
2. STEP file available on request
3. Small color variations may occur during normal batch processing but will have no impact on product performance.

Ordering Information:

1. Specify as 3027A-XXX where XXX = cable length in inches
2. Standard length, in inches: 120
3. Maintain high levels of precision and accuracy using Endeveco's factory calibration services. Call Endeveco's inside sales force at 866-ENDEVCO for recommended intervals, pricing and turn-around time for these services as well as for quotations on our standard products.

Contact

ENDEVCO

www.endevco.com

Tel: +1 (866) ENDEVCO

[+1 (866) 363-3826]