
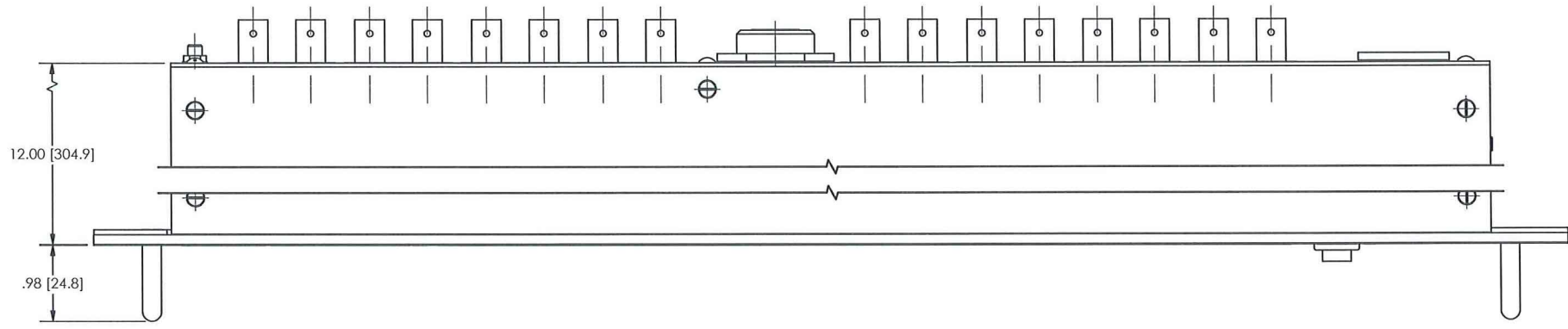
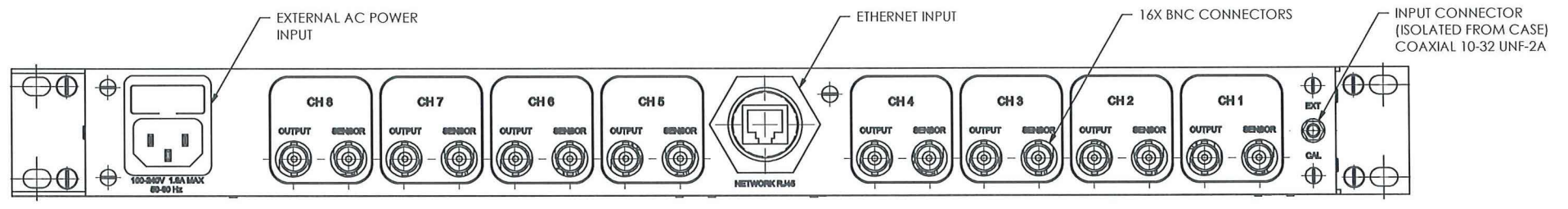


PCB Piezotronics Inc. claims proprietary rights in the information disclosed herein. Neither it nor any reproduction thereof will be disclosed to others without the written consent of PCB Piezotronics Inc.

REVISIONS		
REV	DESCRIPTION	DIR
B	UPDATED DIMENSIONS TO 1.75,18.3,1.25	40833

38092



UNLESS OTHERWISE SPECIFIED TOLERANCES ARE:		DRAWN	CHECKED	ENGINEER	PCB PIEZOTRONICS™ 3425 WALDEN AVE. DEPEW, NY 14043 (716) 684-0001 E-MAIL: sales@pcb.com
DIMENSIONS IN INCHES	DIMENSIONS IN MILLIMETERS [IN BRACKETS]	JDM	3/26/13	AJP	
DECIMALS XX ±.03 XXX ±.010	DECIMALS X ±0.8 XX ±0.25	TITLE			CODE IDENT. NO. 52481
ANGLES ± 2 DEGREES	ANGLES ± 2 DEGREES	OUTLINE DRAWING MODEL 483C30 SENSOR SIGNAL CONDITIONER			DWG. NO. 38092
FILLETS AND RADII .003 - .005	FILLETS AND RADII 0.07 - 0.13				SCALE: .75X SHEET 1 OF 1