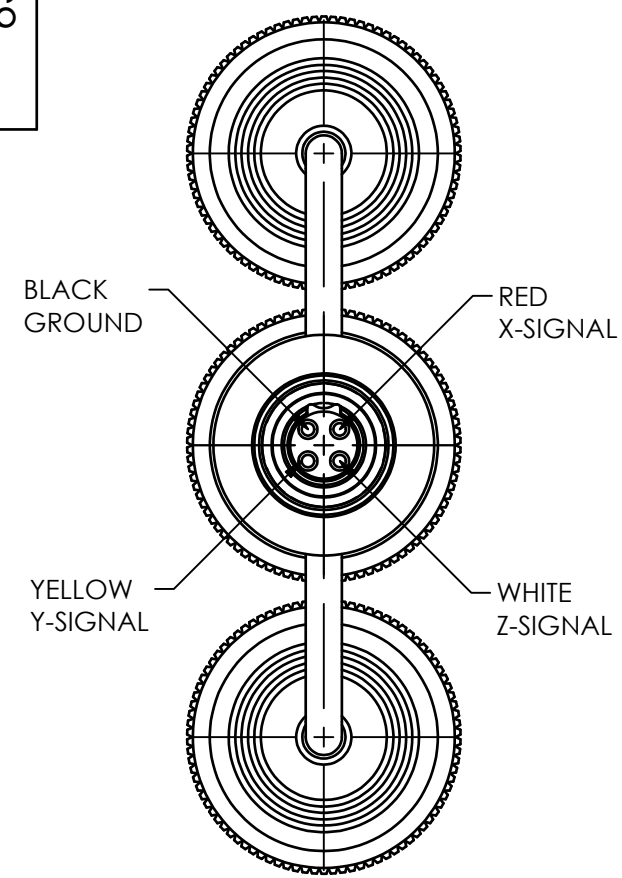


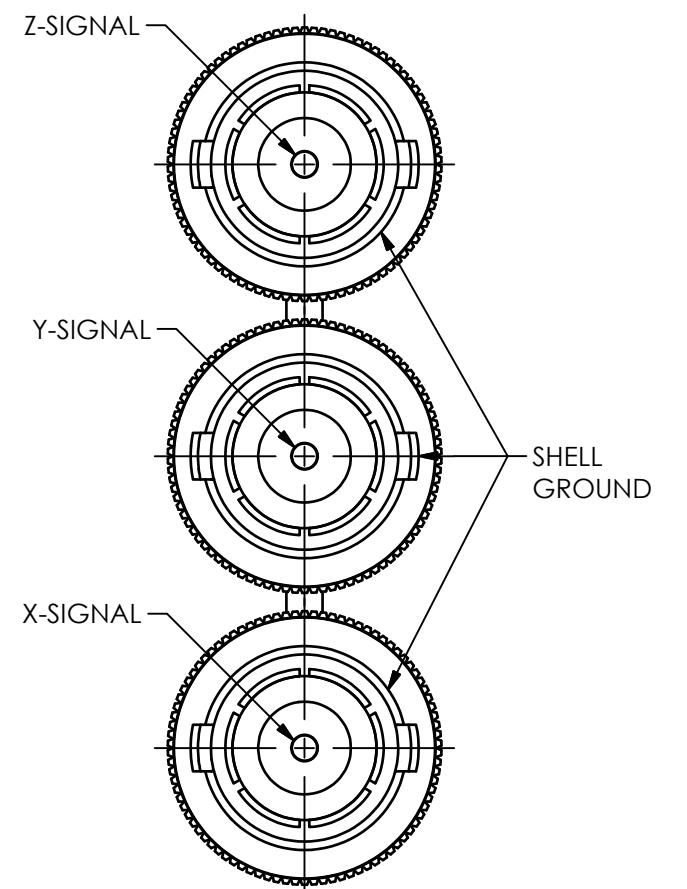
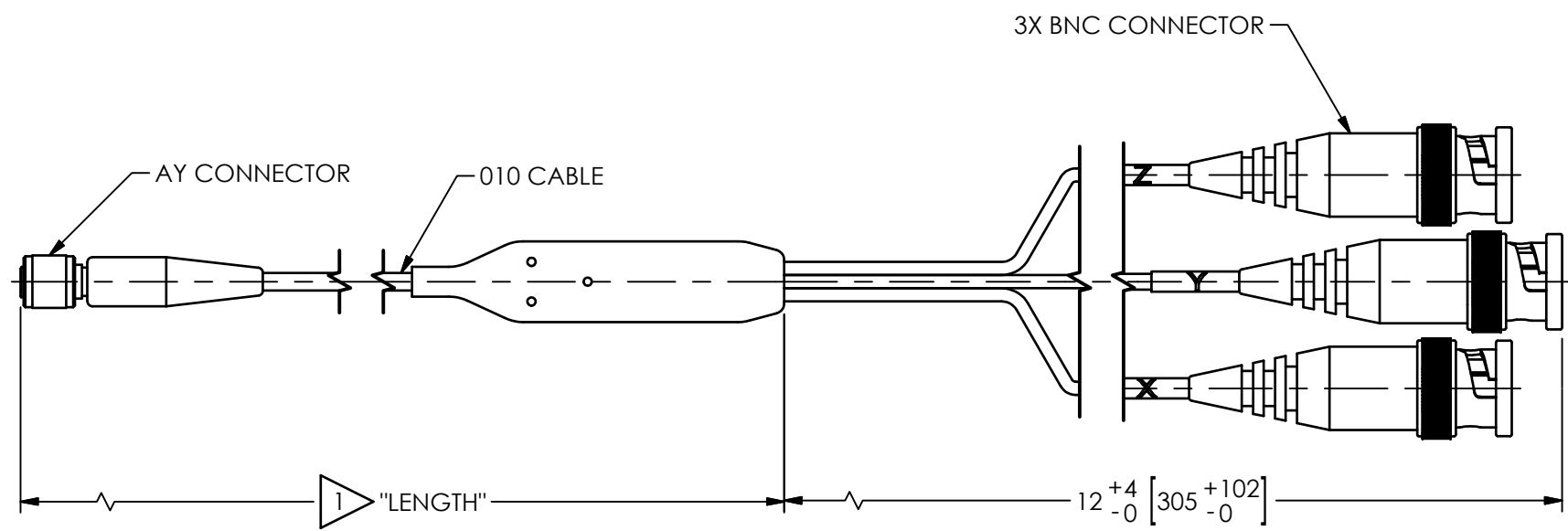
PCB Piezotronics Inc. claims proprietary rights in the information disclosed hereon. Neither it nor any reproduction thereof will be disclosed to others without the written consent of PCB Piezotronics Inc.

65577

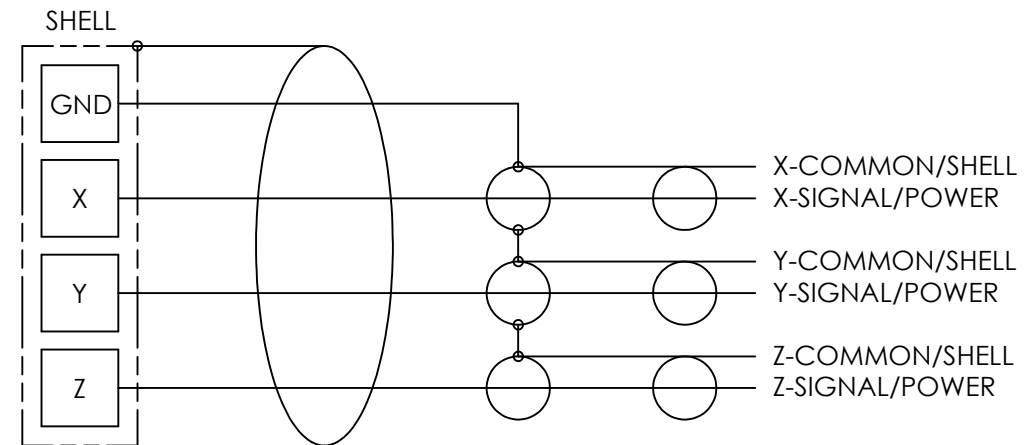
| REVISIONS | | |
|-----------|---|-------|
| REV | DESCRIPTION | DIN |
| A | ADDED LENGTH DIMENSIONS AND SCHEMATIC DIAGRAM | 47938 |



AY PINOUT
SCALE 2.5X



BNC PINOUTS
SCALE 2.5X



SCHEMATIC DIAGRAM

| CABLE LENGTH TOLERANCE | |
|------------------------|-----------|
| LENGTH | TOLERANCE |
| 1"-11" | +1"/-0" |
| 1'-4' | +4"/-0" |
| 5'-99' | +6"/-0" |
| 99'+ | +1'/-0" |

1 LENGTH WILL VARY IN FEET OR METERS DEPENDING ON THE MODEL

| UNLESS OTHERWISE SPECIFIED TOLERANCES ARE: | | DRAWN | | CHECKED | | ENGINEER | |
|--|---|--|---------|-------------------|---------|--|---------|
| DIMENSIONS IN INCHES | DIMENSIONS IN MILLIMETERS [IN BRACKETS] | KRM | 3/20/18 | KRM | 3/20/18 | BAM | 3/20/18 |
| DECIMALS XX ±.03 XXX ±.010 | DECIMALS X ±0.8 XX ±0.25 | TITLE OUTLINE DRAWING MODEL 010GXX CABLE AY TO JW CABLE | | | | | |
| ANGLES ± 2 DEGREES | ANGLES ± 2 DEGREES | | | | | | |
| FILLETS AND RADII .003 - .005 | FILLETS AND RADII 0.07 - 0.13 | CODE IDENT. NO. 52681 | | DWG. NO. 65577 | | 3425 WALDEN AVE. DEPEW, NY 14043 (716) 684-0001 E-MAIL: sales@pcb.com | |
| | | SCALE: 1.5X | | SHEET 1 OF 1 | | | |

