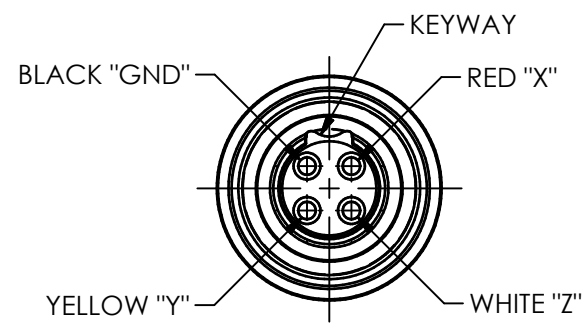


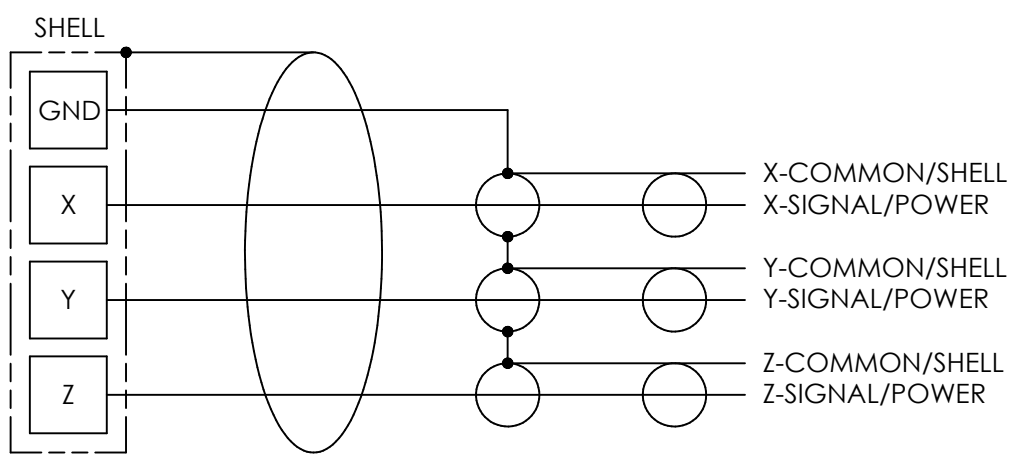
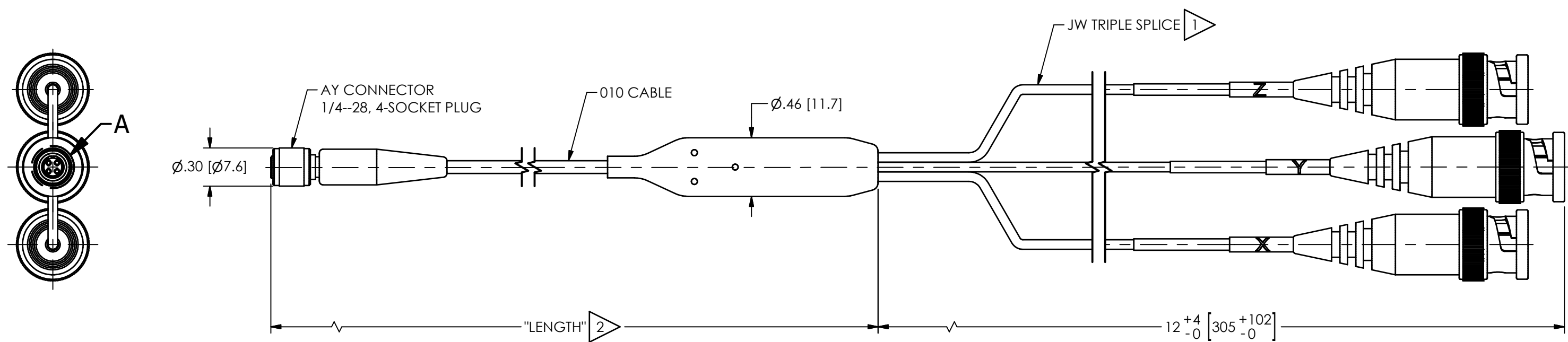
PCB Piezotronics Inc. claims proprietary rights in the information disclosed hereon. Neither it nor any reproduction thereof will be disclosed to others without the written consent of PCB Piezotronics Inc.

65577

REVISIONS		
REV	DESCRIPTION	DIN
B	ADDED Ø DIMS, ADDED NOTE, UPDATED TITLEBLOCK	54286



**DETAIL A**  
SCALE 3.5X



**SCHEMATIC DIAGRAM**

- 2 LENGTH WILL VARY IN FEET OR METERS DEPENDING ON THE MODEL
- 1 CONSISTS OF THREE (3) BLUE 002 COAXIAL CABLES THAT ARE 1' [.3M] LONG AND TERMINATE IN AN AC CONNECTOR (BNC PLUG)

UNLESS OTHERWISE SPECIFIED TOLERANCES ARE:		DRAWN		CHECKED		ENGINEER	
DIMENSIONS IN INCHES		JJF	10/24/23	JJF	10/24/23	GCD	10/24/23
DECIMALS XX ±.03 XXX ±.010		TITLE					
ANGLES ± 2 DEGREES		OUTLINE DRAWING 010GXX CABLE 010AYXXXJW CABLE					
CABLE TOLERANCES IN ENGLISH		CODE IDENT. NO. 52681					
CABLE TOLERANCES IN METRIC		SHEET B					
FILLETS AND RADII .003 - .005		DWG. NO. 65577					
FILLETS AND RADII 0.07 - 0.13		SCALE: 1.25X SHEET 1 OF 1					

**PCB PIEZOTRONICS**  
AN AMPHENOL COMPANY

3425 WALDEN AVE. DEPEW, NY 14043  
(716) 684-0001 E-MAIL: sales@pcb.com