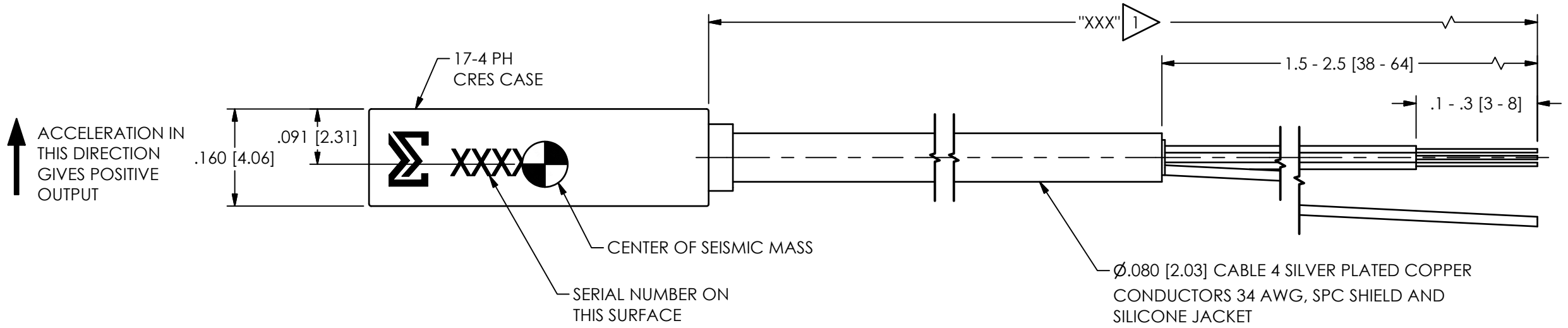
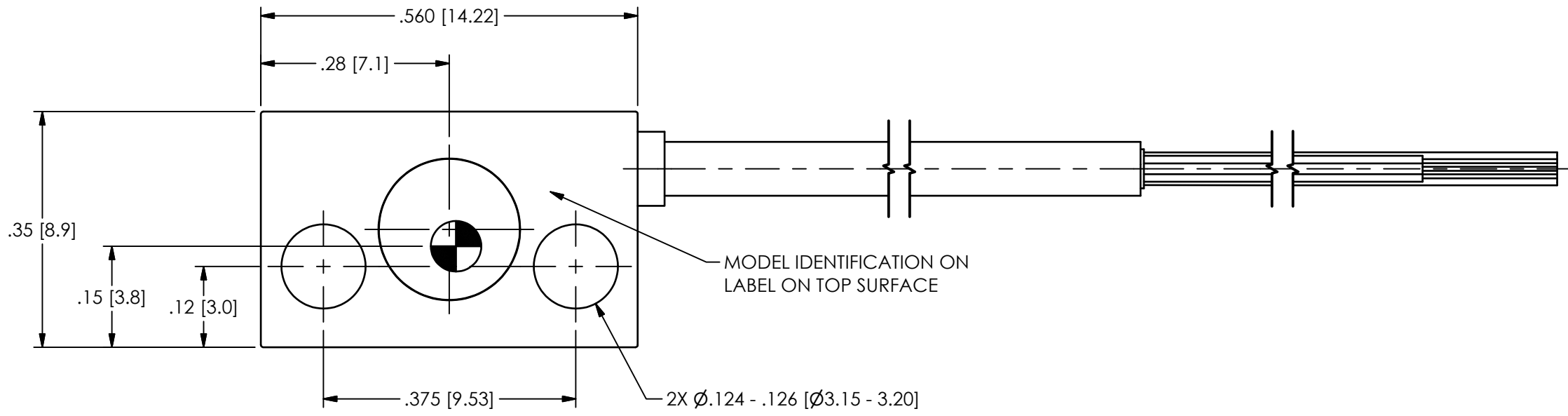


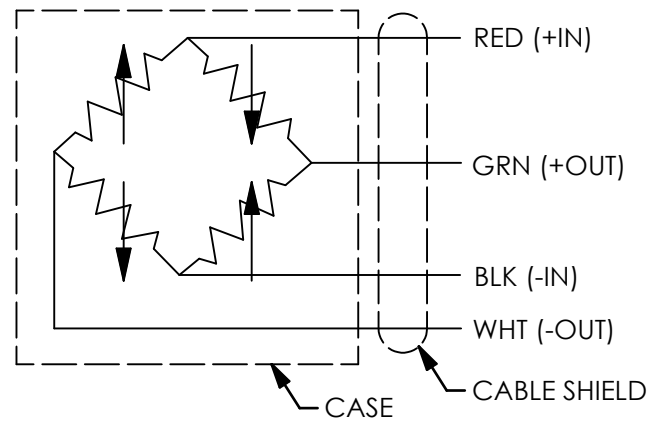
73358

PCB Piezotronics Inc. claims proprietary rights in the information disclosed hereon. Neither it nor any reproduction thereof will be disclosed to others without the written consent of PCB Piezotronics Inc.

REVISIONS		
REV	DESCRIPTION	DIN
NR	RELEASED TO DRAFTING	50691



1 7280A M7 -Z -XXX
 CABLE LENGTH IN INCHES (I.E. 7280AM7-Z-120 HAS A CABLE LENGTH OF 120 INCHES).
 FOR LENGTHS ≤ 1ft SPECIFY IN 1ft INCREMENTS (60", 72"....120").
 FOR LENGTHS ≤ 10ft SPECIFY IN 1ft INCREMENTS (180", 240"....120").
 MODIFIER
 MODIFIER
 BASE MODEL NUMBER



UNLESS OTHERWISE SPECIFIED TOLERANCES ARE:		DRAWN		CHECKED		ENGINEER	
DIMENSIONS IN INCHES	DIMENSIONS IN MILLIMETERS [IN BRACKETS]	JDM	4/23/20	JDM	4/23/20	JKN	4/23/20
DECIMALS XX ±.03 XXX ±.010	DECIMALS X ±0.8 XX ±0.25	TITLE					
ANGLES ± 2 DEGREES	ANGLES ± 2 DEGREES	OUTLINE DRAWING MODEL 7280AM7-Z PIEZORESISTIVE ACCELEROMETER					
FILLETS AND RADII .003 - .005	FILLETS AND RADII 0.07 - 0.13						

PCB PIEZOTRONICS™
 3425 WALDEN AVE. DEPEW, NY 14043
 (716) 684-0001 E-MAIL: sales@pcb.com

CODE IDENT. NO. 52681
 DWG. NO. 73358

SCALE: 5X SHEET 1 OF 1