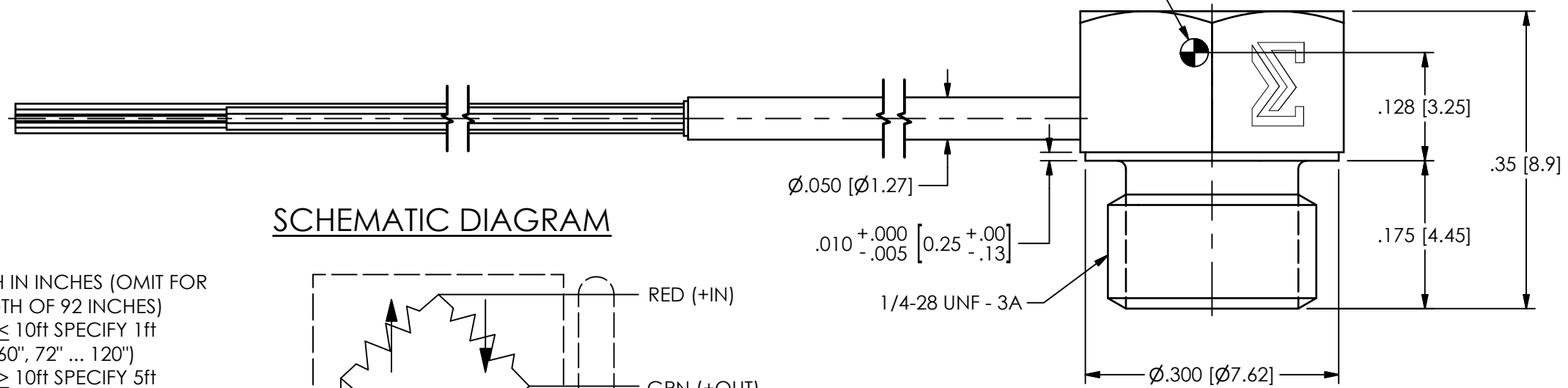
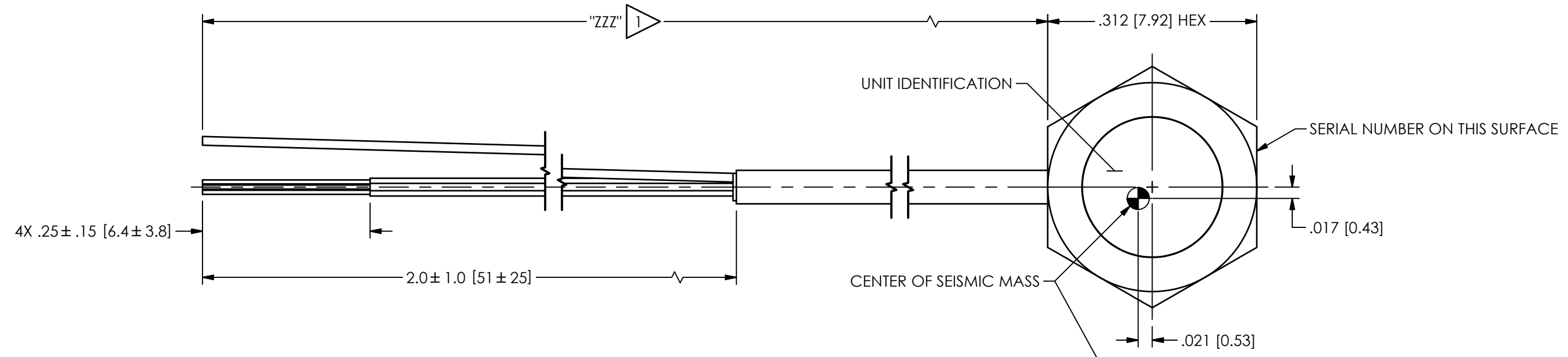


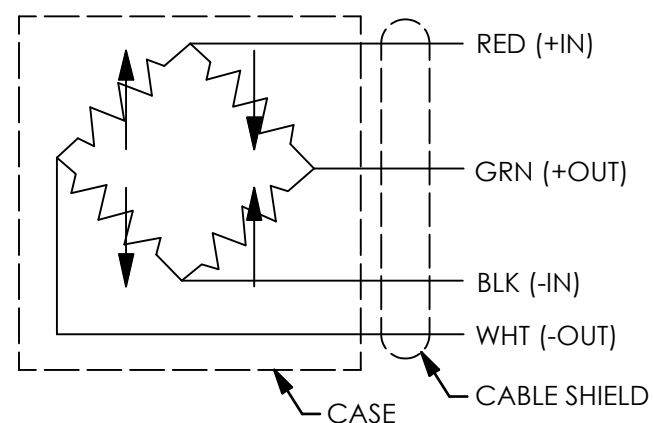
PCB Piezotronics Inc. claims proprietary rights in the information disclosed hereon. Neither it nor any reproduction thereof will be disclosed to others without the written consent of PCB Piezotronics Inc.

74979

| REVISIONS |                      |       |
|-----------|----------------------|-------|
| REV       | DESCRIPTION          | DIN   |
| NR        | RELEASED TO DRAFTING | 51812 |



**SCHMATIC DIAGRAM**



1 7280A M4 XXX -YY -ZZZ

CABLE LENGTH IN INCHES (OMIT FOR DEFAULT LENGTH OF 92 INCHES) FOR LENGTHS ≤ 10ft SPECIFY 1ft INCREMENTS (60", 72" ... 120") FOR LENGTHS ≥ 10ft SPECIFY 5ft INCREMENTS (180", 240" ...)

EXCITATION VOLTAGE (OMIT FOR DEFAULT VOLTAGE OF 10 VDC) EXAMPLE: 7280AM4-20K-2.5-ZZZ HAS AN EXCITATION VOLTAGE OF 2.5 VDC

RANGE  
-2K  
-20K  
-60K

MODIFIER

BASIC MODEL NUMBER

| UNLESS OTHERWISE SPECIFIED TOLERANCES ARE: |   | DRAWN                                      |        | CHECKED           |        | ENGINEER               |        |
|--|---|--|--------|-------------------|--------|------------------------|--------|
| DIMENSIONS IN INCHES                       | DIMENSIONS IN MILLIMETERS [IN BRACKETS] | JJF  | 6/7/21 | JJF               | 6/7/21 | JKN                    | 6/7/21 |
| DECIMALS XX ±.03<br>XXX ±.010              | DECIMALS X ±0.8<br>XX ±0.25             | TITLE<br>OUTLINE DRAWING<br>7280AM4 SERIES |        |                   |        |                        |        |
| ANGLES ± 2 DEGREES                         | ANGLES ± 2 DEGREES                      |  |        |                   |        |                        |        |
| FILLETS AND RADII<br>.003 - .005           | FILLETS AND RADII<br>0.07 - 0.13        | CODE IDENT. NO.<br>52681                   |        | DWG. NO.<br>74979 |        | SCALE: 6X SHEET 1 OF 1 |        |

**PCB PIEZOTRONICS™**  
3425 WALDEN AVE. DEPEW, NY 14043  
(716) 684-0001 E-MAIL: sales@pcb.com

B

B

A

A

4

3

2

1