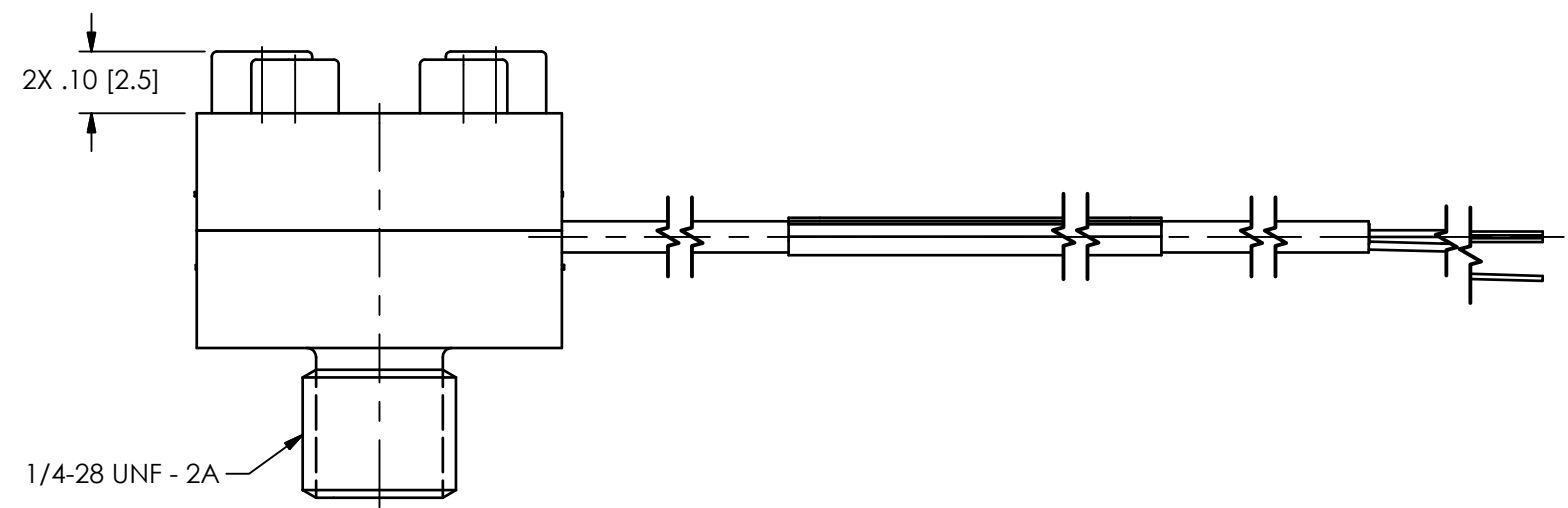
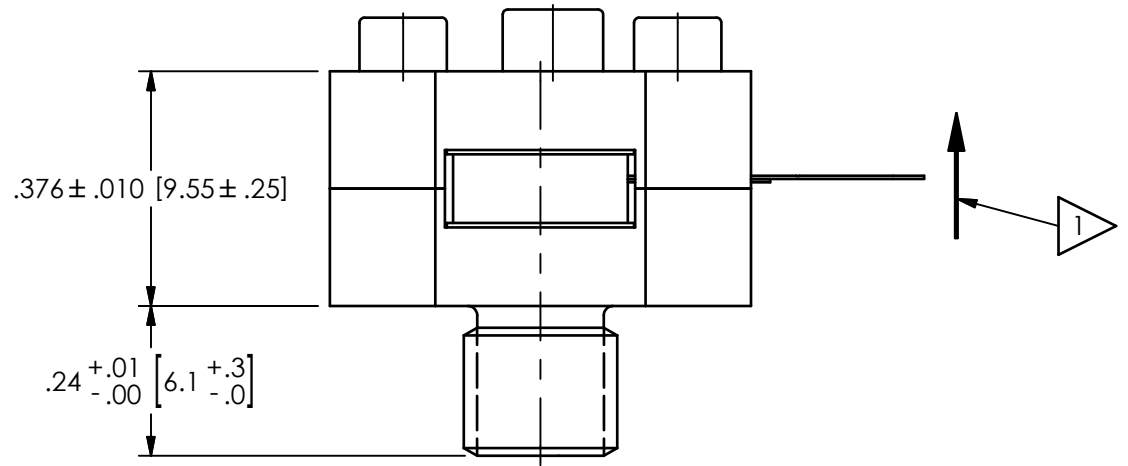
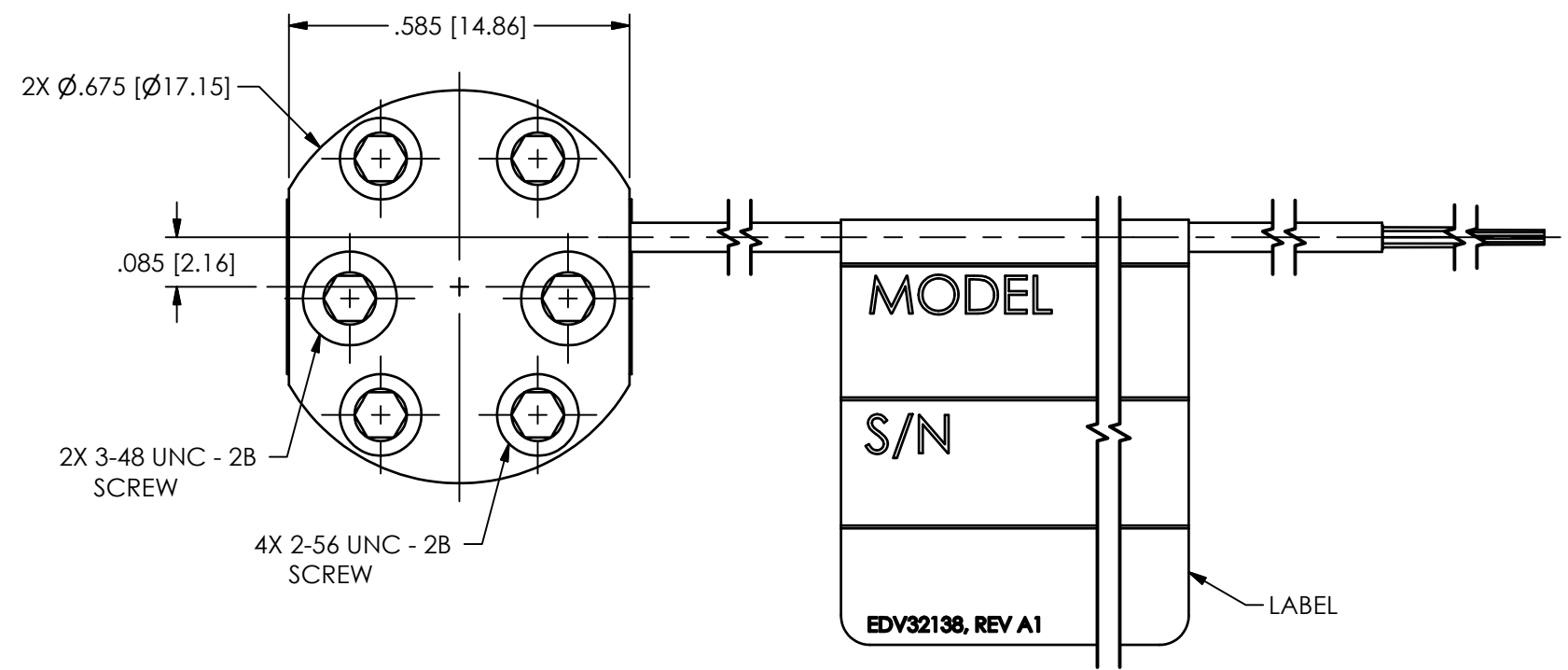
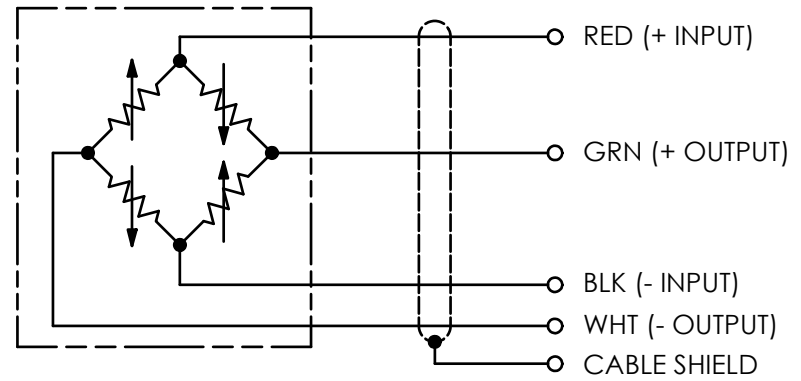


76973

PCB Piezotronics of NC, Inc. (DBA Endevco) claims proprietary rights in the information disclosed hereon. Neither it nor any reproduction thereof will be disclosed to others without the written consent of PCB Piezotronics of NC, Inc. (DBA Endevco)

REVISIONS		
REV	DESCRIPTION	DIN
NR	RELEASED TO DRAFTING	53117



1 ACCELERATION IN THIS DIRECTION GIVES POSITIVE OUTPUT

UNLESS OTHERWISE SPECIFIED TOLERANCES ARE:		DRAWN		CHECKED		ENGINEER			
DIMENSIONS IN INCHES DECIMALS XX \pm .03 XXX \pm .010 ANGLES \pm 2 DEGREES		DIMENSIONS IN MILLIMETERS [IN BRACKETS] DECIMALS X \pm 0.8 XX \pm 0.25 ANGLES \pm 2 DEGREES		JJF	9/20/22	JJF	9/20/22	JFR	9/20/22
CABLE TOLERANCES IN ENGLISH 1' \leq LENGTH < 1' = +1' / - 0 1' \leq LENGTH < 5' = +2' / - 0 5' \leq LENGTH < 100' = +6' / - 0 100' \leq LENGTH = +1' / - 0		CABLE TOLERANCES IN METRIC 2.54cm \leq LENGTH < 30.5cm = +2.54cm / - 0 30.5cm \leq LENGTH < 1.5m = +5.1cm / - 0 1.5m \leq LENGTH < 30.5m = +15.2cm / - 0 30.5m \leq LENGTH = +30.5cm / - 0		TITLE OUTLINE DRAWING ACCELEROMETER 7270A-XXM6 SERIES					
FILLETS AND RADII .003 - .005		FILLETS AND RADII 0.07 - 0.13		CODE IDENT. NO. 8DN13		DWG. NO. 76973		SCALE: 3.25X SHEET 1 OF 1	

ENDEVCO
AN AMPHENOL COMPANY

PCB PIEZOTRONICS OF NC, INC (DBA ENDEVCO)
10869 NC HIGHWAY 903, HALIFAX, NC 27839