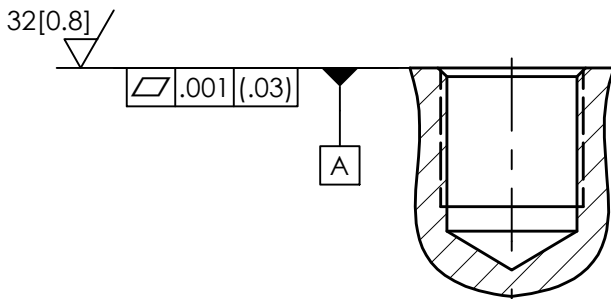
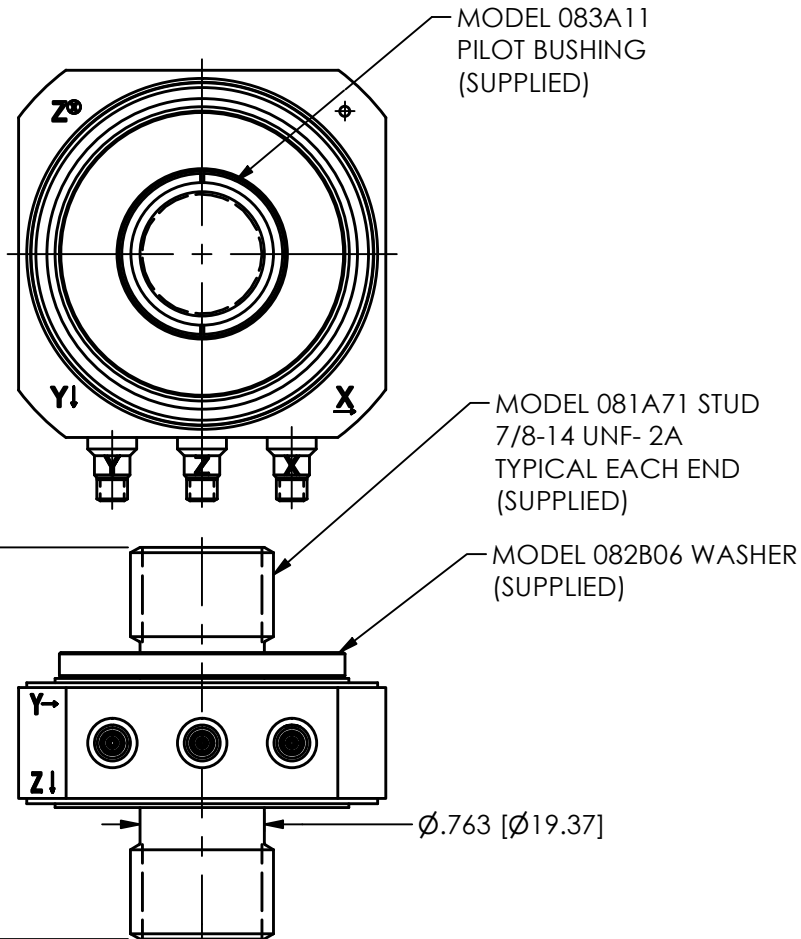


PCB Piezotronics Inc. claims proprietary rights in the information disclosed herein. Neither it nor any reproduction thereof will be disclosed to others without the written consent of PCB Piezotronics Inc.

| REVISIONS | | |
|-----------|-----------------|-----|
| REV | DESCRIPTION | DIN |
| | - SEE SHEET 1 - | |

78396

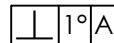
STANDARD STUD MOUNTING INSTALLATION



MOUNTING HOLE PREPARATION:

Ø.812 [Ø20.62] ▽ 1.000 [25.4]

7/8-14 UNF-2B ▽ .850 [21.59]



1.) SEE MANUAL FOR PRELOAD INSTRUCTIONS

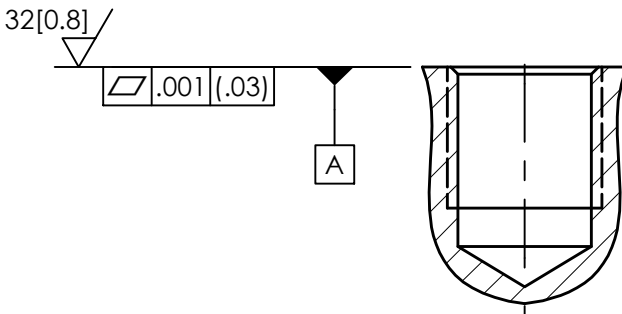
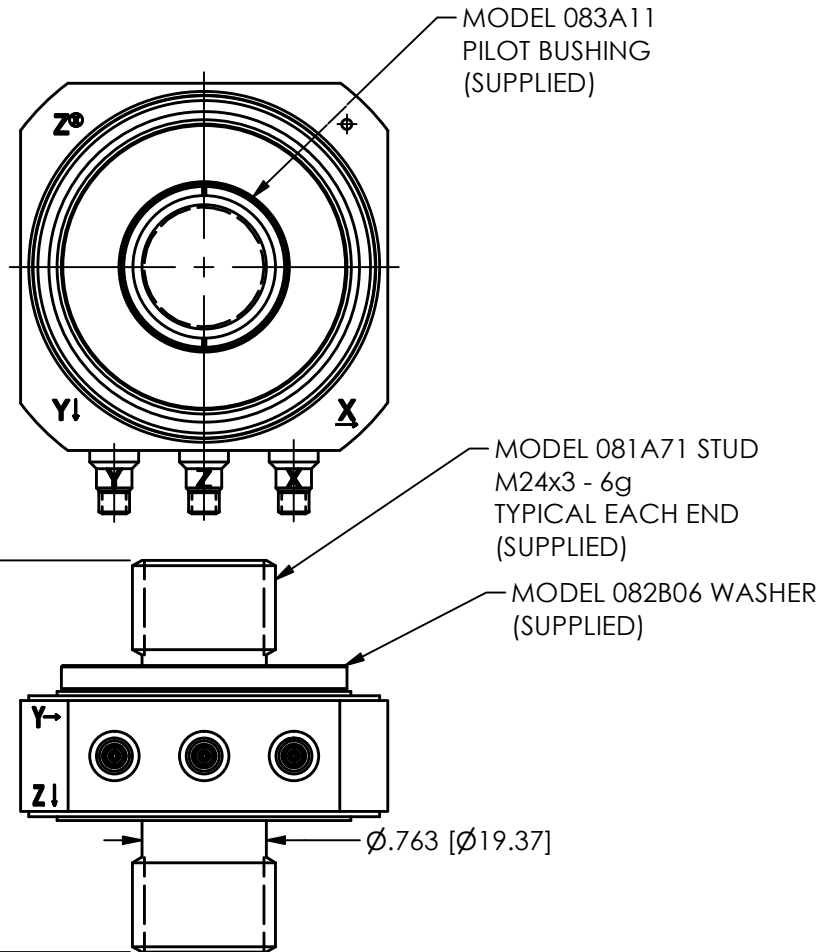
| UNLESS OTHERWISE SPECIFIED TOLERANCES ARE: | | DRAWN | | CHECKED | | ENGINEER | | PCB PIEZOTRONICS AN AMPHENOL COMPANY 3425 WALDEN AVE. DEPEW, NY 14043 (716) 684-0001 E-MAIL: sales@pcb.com | |
|--|--|--|--------|---------|--------|----------|--------|--|--------------------------|
| DIMENSIONS IN INCHES | DIMENSIONS IN MILLIMETERS [IN BRACKETS] | PST | 8/8/25 | JDM | 8/8/25 | EDB | 8/8/25 | | |
| DECIMALS XX ±.01 XXX ±.005 ANGLES ± 2 DEGREES | DECIMALS X ± 0.3 XX ± 0.13 ANGLES ± 2 DEGREES | TITLE INSTALLATION DRAWING MODEL 260B13 TRIAXIAL FORCE SENSOR | | | | | | | CODE IDENT. NO. 52681 |
| CABLE TOLERANCES IN ENGLISH 1" ≤ LENGTH < 1' = +1"/ - 0 1' ≤ LENGTH < 5' = +2"/ - 0 5' ≤ LENGTH < 100' = +6"/ - 0 100' ≤ LENGTH = +1"/ - 0 | CABLE TOLERANCES IN METRIC 2.54cm ≤ LENGTH < 30.5cm = +2.54cm/ - 0 30.5cm ≤ LENGTH < 1.5m = +5.1cm/ - 0 1.5m ≤ LENGTH < 30.5m = +15.2cm/ - 0 30.5m ≤ LENGTH = +30.5cm/ - 0 | | | | | | | | SCALE: .85X |
| FILLETS AND RADII .003 - .005 | FILLETS AND RADII 0.07 - 0.13 | | | | | | | SHEET 2 OF 3 | |

PCB Piezotronics Inc. claims proprietary rights in the information disclosed herein. Neither it nor any reproduction thereof will be disclosed to others without the written consent of PCB Piezotronics Inc.

| REVISIONS | | |
|-----------|-----------------|-----|
| REV | DESCRIPTION | DIN |
| | - SEE SHEET 1 - | |

78396

METRIC STUD MOUNTING INSTALLATION



MOUNTING HOLE PREPARATION:
 $\varnothing.827 [\varnothing21.00] \nabla 1.102 [28.00]$
 $M24X3-6H \nabla .866 [22.00]$

$\perp 1^\circ A$

1.) SEE MANUAL FOR PRELOAD INSTRUCTIONS

| UNLESS OTHERWISE SPECIFIED TOLERANCES ARE: | | DRAWN | | CHECKED | | ENGINEER | | PCB PIEZOTRONICS AN AMPHENOL COMPANY 3425 WALDEN AVE. DEPEW, NY 14043 (716) 684-0001 E-MAIL: sales@pcb.com | | | | |
|---|--|---|--------|---------|--------|----------|--------|--|--|--------------------------|--------------|-------------------|
| DIMENSIONS IN INCHES | DIMENSIONS IN MILLIMETERS [IN BRACKETS] | PST | 8/8/25 | JDM | 8/8/25 | EDB | 8/8/25 | | | | | |
| DECIMALS XX ±.01 XXX ±.005 ANGLES ± 2 DEGREES | DECIMALS X ± 0.3 XX ± 0.13 ANGLES ± 2 DEGREES | TITLE INSTALLATION DRAWING MODEL M260B13 TRIAXIAL FORCE SENSOR | | | | | | | | CODE IDENT. NO. 52681 | SIZE A | DWG. NO. 78396 |
| CABLE TOLERANCES IN ENGLISH 1" ≤ LENGTH < 1' = +1"/ - 0 1' ≤ LENGTH < 5' = +2"/ - 0 5' ≤ LENGTH < 100' = +6"/ - 0 100' ≤ LENGTH = +1' / - 0 | CABLE TOLERANCES IN METRIC 2.54cm ≤ LENGTH < 30.5cm = +2.54cm/ - 0 30.5cm ≤ LENGTH < 1.5m = +5.1cm/ - 0 1.5m ≤ LENGTH < 30.5m = +15.2cm/ - 0 30.5m ≤ LENGTH = +30.5cm/ - 0 | | | | | | | | | SCALE: .85X | SHEET 2 OF 3 | |
| FILLETS AND RADII .003 - .005 | FILLETS AND RADII 0.07 - 0.13 | | | | | | | | | | | |